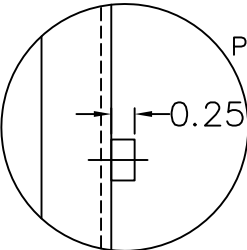
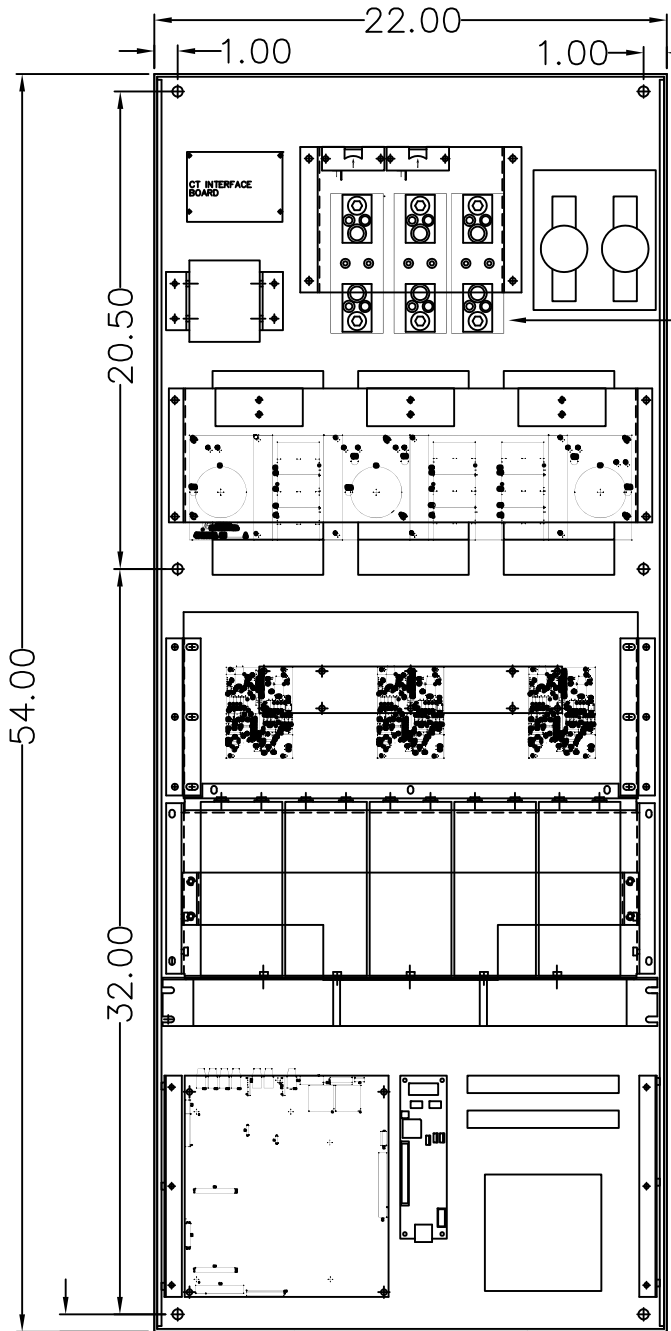


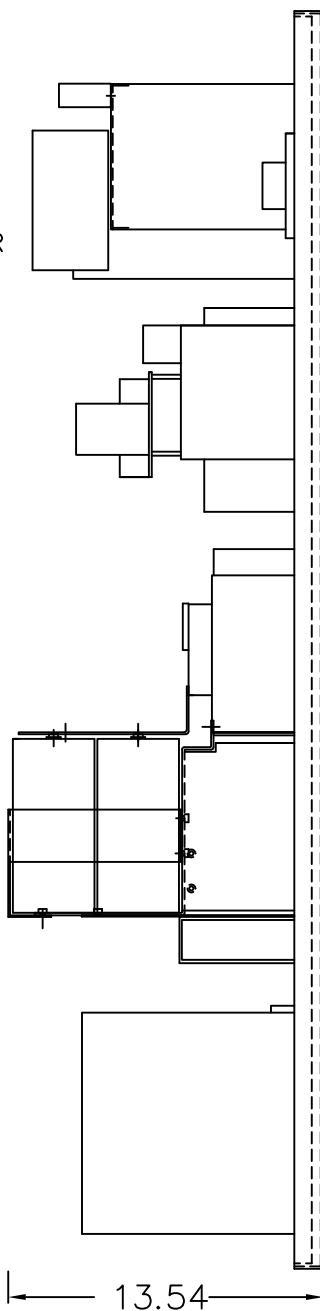
ENLARGED VIEW



PEM NUTS FOR COMPONENT MOUNTING DO NOT EXTEND MORE THAN 0.25" BEYOND PANEL SURFACE



INPUT POWER TERMINALS



0.75

MTG HOLE
0.438" DIA
(6PLCS)

AIR FLOW DIRECTION

13.54

HEAT LOSSES = 3300 WATTS
AIRFLOW REQ. = 900 CFM

<p>UNLESS OTHERWISE SPECIFIED: ALL DIMENSIONS ARE IN INCHES UNLESS NOTED OTHERWISE ASME Y14.5M-1994 TOLERANCES: .XX ± .03 .XXX ± .015 ANGLES ± 1° THIRD ANGLE PROJECTION</p>		<p>SCALE 1:1</p>	<p>DATE 03/24/14 DWG FILE 46000019-1 ENGR PL</p>	<p>DATE 03/24/14 DWG FILE 46000019-1 ENGR PL</p>	<p>DATE 03/24/14 DWG FILE 46000019-1 ENGR PL</p>
<p>THIS DRAWING AND ALL INFORMATION CONTAINED HEREIN IS THE PROPERTY OF MESTA ELECTRONICS, INC. AND IS NOT TO BE REPRODUCED, COPIED, REPRODUCED, OR DIVULGED TO ANY OTHER PERSONS WITHOUT THE WRITTEN PERMISSION OF MESTA ELECTRONICS, INC. FOR THE CONVENIENCE OF THE USER AND TO PROTECT THE INTERESTS OF MESTA ELECTRONICS, INC. ALL RIGHTS RESERVED.</p>		<p>MESTA ELECTRONICS, INC. CUSTOMER MESTA ELECTRONICS CUST. ORDER NUMBER</p>		<p>TTM 200AMP DPM 2ND GEN ACTIVE FILTER PANEL LAYOUT DWG NO 46000019 REV - CADD FILE 46000019-1 SHEET NO 1 OF 1</p>	
<p>REVISIONS</p>					